

Event 2 2024 - East of England Racketball Open - 10th February - Broxbourne
Over 50's Singles

Box 1

| | 1. | 2. | 3. |
|----------------------------|-------------|--------------------|--------------------|
| 1. NEWARK Nathen | | 8-11, 9-11 | 12-14, 9-11 |
| 2. THORNLEY Marc | 11-8, 11-9 | | 12-14, 11-6, 12-10 |
| 3. KACHELHOFFER Christo | 14-12, 11-9 | 14-12, 6-11, 10-12 | |

| Standings | Points | Wins | Losses | Games | Game Pts |
|-------------------------|--------|------|--------|-------------|------------------|
| 1. Marc THORNLEY | 4 | 2 | 0 | 4 - 1 (80%) | 57 - 47 (54.81%) |
| 2. Christo KACHELHOFFER | 2 | 1 | 1 | 3 - 2 (60%) | 55 - 56 (49.55%) |
| 3. Nathen NEWARK | 0 | 0 | 2 | 0 - 4 (0%) | 38 - 47 (44.71%) |

Box 2

| | 1. | 2. | 3. |
|----------------------|-------------------|------------|-------------------|
| 1. DODDS Paul | | 11-6, 11-5 | 7-11, 12-10, 1-11 |
| 2. KHOKHAR Akhtar | 6-11, 5-11 | | 9-11, 2-11 |
| 3. HOPWOOD Andrew | 11-7, 10-12, 11-1 | 11-9, 11-2 | |

| Standings | Points | Wins | Losses | Games | Game Pts |
|-------------------|--------|------|--------|-------------|------------------|
| 1. Andrew HOPWOOD | 4 | 2 | 0 | 4 - 1 (80%) | 54 - 31 (63.53%) |
| 2. Paul DODDS | 2 | 1 | 1 | 3 - 2 (60%) | 42 - 43 (49.41%) |
| 3. Akhtar KHOKHAR | 0 | 0 | 2 | 0 - 4 (0%) | 22 - 44 (33.33%) |

Box 3

| | 1. | 2. | 3. |
|--------------------|-------------|-------------|------------|
| 1. CARVOSSO Dan | | 11-13, 8-11 | 11-9, 11-8 |
| 2. ACQUET David | 13-11, 11-8 | | 11-4, 11-2 |
| 3. MORSE Dave | 9-11, 8-11 | 4-11, 2-11 | |

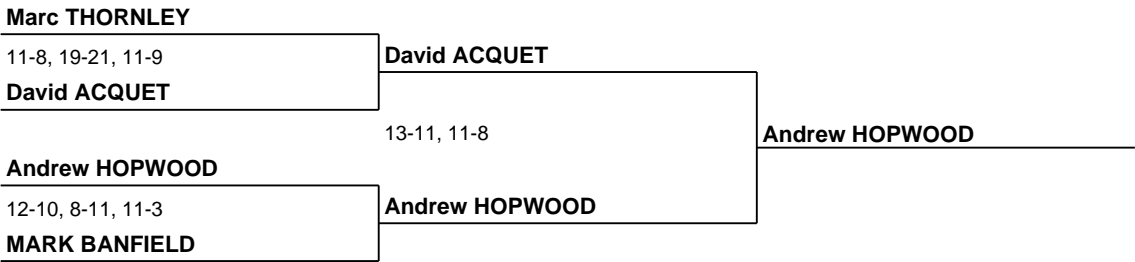
| Standings | Points | Wins | Losses | Games | Game Pts |
|-----------------|--------|------|--------|--------------|------------------|
| 1. David ACQUET | 4 | 2 | 0 | 4 - 0 (100%) | 46 - 25 (64.79%) |
| 2. Dan CARVOSSO | 2 | 1 | 1 | 2 - 2 (50%) | 41 - 41 (50%) |
| 3. Dave MORSE | 0 | 0 | 2 | 0 - 4 (0%) | 23 - 44 (34.33%) |

Box 4

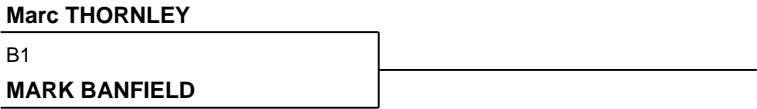
| | 1. | 2. | 3. |
|------------------------|--------------|-------------|-------------|
| 1. THICKBROOM Stacy | | W/O | W/O |
| 2. BANFIELD MARK | Opponent W/O | | 14-12, 11-6 |
| 3. BURTON Chris | Opponent W/O | 12-14, 6-11 | |

| Standings | Points | Wins | Losses | Games | Game Pts |
|---------------------|--------|------|--------|--------------|------------------|
| 1. MARK BANFIELD | 4 | 2 | 0 | 4 - 0 (100%) | 25 - 18 (58.14%) |
| 2. Chris BURTON | 2 | 1 | 1 | 2 - 2 (50%) | 18 - 25 (41.86%) |
| 3. Stacy THICKBROOM | 0 | 0 | 2 | 0 - 4 (0%) | 0 - 0 (0%) |


1/2 Playoff



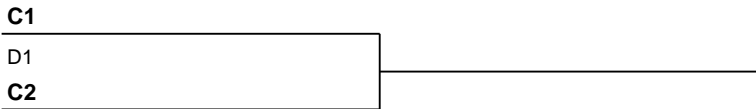
3/4 Playoff




5/6 Playoff



7/8 Playoff



9/10 Playoff



11/12 Playoff

